

0802-75



2440-9



2440-001
(Gehäuse komplett)

0725-10




0205-25

2363-003



2363-020

0201-79



2321-2

2022-80

2321-006

2325-009

2321-53

0441-1

2325-007

2321-009

2328-004

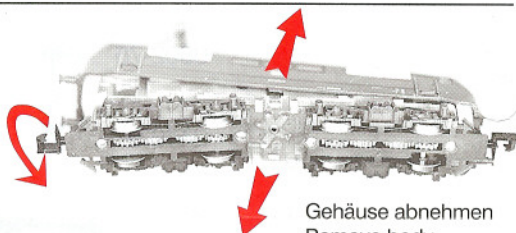
2328-6

0151-2

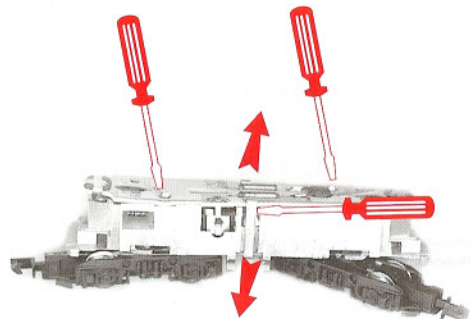
2320-7



Abdeckung entfernen
Remove lower box
Retirer le boîtier
Rimuovere la copertura

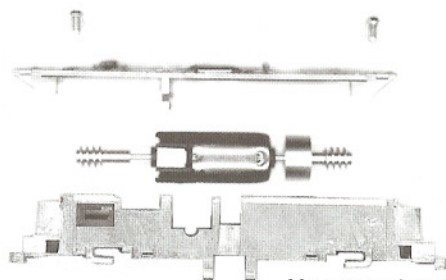


Gehäuse abnehmen
Remove body
Retirer la carrosserie
Togliere la carrozzeria

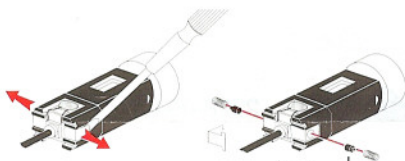


Schrauben aufdrehen
Screw off
Dévisser les vis
Svitare le viti

Kontaktklammern entfernen
Remove contact clips
Retirer lames prise de courant
Rimuovere archetti di contatto

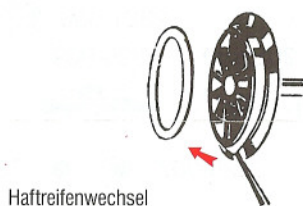


Motor entnehmen
Remove motor
Retirer le moteur
Sfilare poi il motore




Kohlewechsel
Replace carbon brushes
Changement de charbon
Cambio spazzole

0100-29
0100-75



Haftreifenwechsel
Changing traction tires
Echange des bandages anti-dérapants
Cambio gommmini di aderenza



Oberleitungsbetrieb
Overhead operation
Alimentation par caténaire
Trazione a filo aereo

Die Montage erfolgt jeweils in umgekehrter Reihenfolge.
For reassembly reverse the above order!

Rassemblez à l'inverse!
Rimontare seguendo l'ordine inverso!